


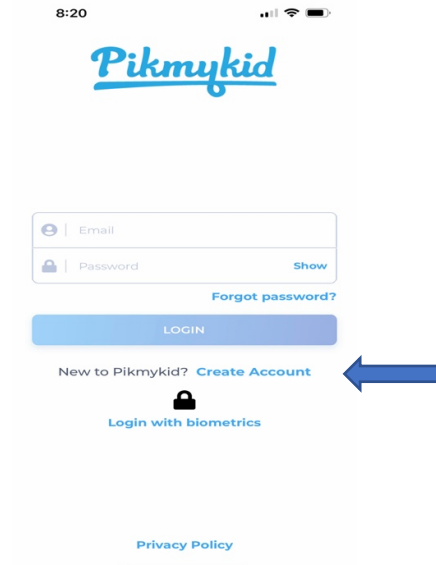


Download and Start Using PikMyKid

This is Mandatory!!! All Parents must use this app.

1. Open the App Store  or Google Play  on your phone...
2. Search **PikMyKid Parent**
3. Download PikMyKid Parent 
4. Create an account by clicking [Create Account](#)



5. Enter YOUR first and last name.

What's your name?

Please enter full name here which is registered with the school as Parent or Delegate

First Name

Last Name

[Need help?](#)

[NEXT](#)

[Cancel](#)

6. Use the email address that **YOU** use with the school in **Infinite Campus** (Parent Portal) and your students will automatically be connected to you.

Your email address

Please enter your email address here.

Email address

[Need help?](#)

It will ask you to verify your email address.

- 7.

What's your cell phone number?

Please enter your cell phone number here.
We'll send confirmation code to verify it.

USA +1

Phone number

[Need help?](#)

NEXT

It will ask you to verify your phone number

8. Set your password and accept the [Terms & Conditions](#)

name → email → phone → password

Set a strong password

A strong password will have an uppercase, lowercase, character, a number, and special symbol

Enter Password

Confirm password

Strength: -

I accept the [Terms & Conditions](#) & [Privacy Policy](#)

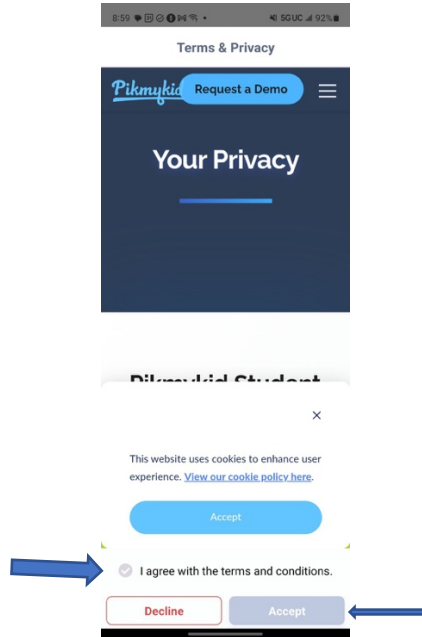
REGISTER ACCOUNT

[Previous Step](#)



Save your password or set it up to use your fingerprint or face ID so that it is easily accessible to you.

9. Privacy Settings: You will need to accept terms by clicking a check box ABOVE the word decline and then click ACCEPT.



10. Allow the notifications and location while using the app.

11. You should be ready to use the app.